










STYLE	WIND SPEED mph km/h	WIND RATING	DESCRIPTION	U.S. WIND WARNING	CANADA WIND WARNING	FLAG WARNING
AQUARIUS	31-38 50-61	7	Near Gale	Wind Advisory	Strong Wind	
LIBRA	24-30 39-49	6	Strong Breeze	Wind Advisory	Strong Wind	
ATLAS	38-46 62-74	8	Gale	High Wind Advisory	Very Strong Wind	
ASTRAL	64-72 103-117	11	Violent Storm	Hurricane Force Wind	Hurricane Force Wind	
TAURUS	38-46 62-74	8	Gale	High Wind Advisory	Very Strong Wind	
SOLARIS/LX	38-46 62-74	8	Gale	High Wind Advisory	Very Strong Wind	
POLARIS/LX	31-38 50-61	7	Near Gale	Wind Advisory	Strong Wind	
ORION	31-38 50-61	7	Near Gale	Wind Advisory	Strong Wind	
GEMINI	38-46 62-74	8	Gale	High Wind Advisory	Very Strong Wind	

NOTE:

Wind rating based on using Shademaker mount kits, not free standing bases; in an open/horizontal position. Wind rating should only be used as a guideline. Do not use tilt feature in windy conditions. Wind is not covered under warranty.

WIND RATING CLASSIFICATION	
WIND RATING	CONDITIONS
6	Large branches in motion. Whistling heard in telephone wires. Umbrellas used with difficulty.
7	Whole trees in motion. Inconvenience felt in walking against wind.
8	Breaks twigs off trees. Generally impedes progress. Walking into wind almost impossible.
11	Widespread damage.